


D U C T M A T E

BULLET
BAND™



ROUND
CONNECTION SYSTEMS



Self-Sealing Round Duct Connection System

Reduces installation time and costs

- Will work with a variety of machine tolerances
- Slides easily into duct during installation
- Adjusts for minor imperfections in pipe cut
- Only two screws required
- Exceeds SMACNA Class 3 leakage requirements
- No need for sealants or tapes
- Aesthetically pleasing
- Available in size 6" through 60"



DUCTMATE®

Industries, Inc.

DESCRIPTION

The Bullet Band is a truly revolutionary self-sealing coupler.

PACKAGING INFORMATION

The Bullet Band is sold and shipped by the piece. All Bulletbands™ will be shipped stacked with the same plastic clips that are used with Spiralmate® coupling.

BASIC USE

The Bullet Band is designed to provide both fast installation and superior system performance when used as a connection system for round or spiral ductwork.

PRODUCT GUARANTEE

All component parts of the Bullet Band are guaranteed against defective material.

SPECIAL CHARACTERISTICS

- Bullet Band is non-manufacturer specific
- Will work with a variety of machine tolerances
- Aesthetically pleasing
- Fast installation time reduces installation costs
- Slides easily into duct during installation
- Adjusts for minor imperfections in pipe cut
- Reduces the need for screws
- Exceeds SMACNA Class 3 leakage requirements
- No need for sealants or tapes
- No gasket lips to hang up during installation
- Reduces ovaling during installation
- Can be easily disassembled and reassembled
- Union made
- Available 6" through 16" all sizes, 18" through 60" even sizes, call for odd sizes
- Patent #6709021

TESTING

The Bullet Band has been tested by Ductmate with test results as noted. No internal or external sealant was applied and the test results revealed that the connection exceeds SMACNA Class 3 requirements.

Complete test data is available on request.

The Bullet Band can be used on all gauge ductwork.

Coupling: Hot dipped galvanized steel

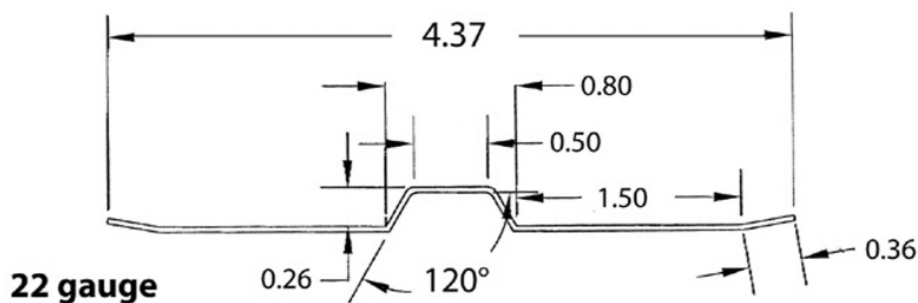
Small Profile: 22 gauge 6" through 16",

Large Profile: 18 gauge 18" and above
(Available in a variety of Specialty Metals)

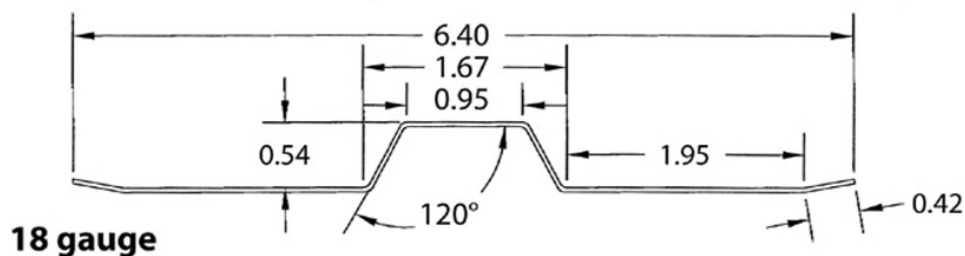
Gasket: 1 1/2" closed cell polyethylene gasket

Insert Spring Clip: The number of spring clips will depend on the diameter of the connector, no more than 2 clips will be incorporated on largest size.


Small Profile




Large Profile




INSTALLATION INSTRUCTIONS



1. Prepare the ductwork by correcting any significant damage to the edge.



4. Use a nut runner to tighten the coupling by running the bolt clockwise until the coupling is snug.



2. Insert the coupling into one end of the adjoining ductwork. Slide the coupling completely into the ductwork so the edge of the duct section is flush with the center bead of the coupling.




5. Permanently secure the coupling by placing a screw through the ductwork and coupling on each side of the center bead. These screws are positioned on the bottom of the coupling directly opposite the bolt assembly.




The Bulletband's patented spring clips should be positioned on the outside of the ductwork at ten o'clock and two o'clock position to hold the coupling in place while the adjoining section of ductwork is aligned.

Note: Position bolt assembly at 12 o'clock on connectors with less than 2 clips.



Finished Connection



3. Slide the adjacent section of ductwork over the coupling so that both sections are flush against the center bead.



CHARLEROI, PA
210 Fifth Street
Charleroi, PA 15022
800-245-3188
724-258-0500
FAX: 724-258-5494

LODI, CA
810 S. Cliff Avenue
Lodi, CA 95240-3141
800-344-3270
209-333-4680
FAX: 209-333-4678

www.ductmate.com

Distributed By:

Ductmate is a proud member
of the following organizations:

